

日本語能力試験

JLPT Japanese-Language Proficiency Test

අයදුම්කරු විසින් තමන්ගේ ජාතික හැඳුනුම්පත්‍රය හෝ ගුවන්ගමන් බලපත්‍රය විභාගය සඳහා අනිවාර්යයෙන් රැගෙන ආ යුතුය (මෙහි ඡායා පිටපත් පිළිගනු නොලැබේ)



N5 සහ N4 අදියර සඳහා ඉල්ලුම් කරන්නන්ගේ අවධානය පිණිසයි

හිතවත් අයදුම්කරුවනි,

මෙම විභාගය සමත් වීමට ඒ ඒ විෂය කාණ්ඩය සඳහා ලබාගතයුතු අවම ලකුණු ප්‍රමාණයන් ඇත. එම ලකුණු ප්‍රමාණයන් දැනගැනීම සඳහා පහත වගුව බලන්න. එම ලකුණු ප්‍රමාණයන් ලබාගත හැකි බවට ඔබට ආත්ම විශ්වාසයක් ඇත්නම් පමණක් මෙම විභාගයට අයදුම් කිරීමට වග බලාගන්න . ඒ බව පහත යොමුව ඔස්සේ ඔබට පරීක්ෂා කරගත හැක.

වැඩි විස්තර සඳහා සඳහා වෙබ් අඩවියට පහළින් ඇති යොමුවෙන් පිවිසෙන්න. [Click Below ↓]

["JLPT Can - do Self Evaluation List"](#)

ලියාපදිංචි වීම සඳහා කරුණාකර මෙම ලේඛනය අවසානය දක්වා කියවන්න!!!

Level	Total score		Scores by Scoring Sections					
			Language Knowledge (Vocabulary/Grammar)		Reading		Listening	
	Range of scores	Overall pass marks	Range of scores	Sectional pass marks	Range of scores	Sectional pass marks	Range of scores	Sectional pass marks
N1	0~180 points	100 points	0~60 points	19 points	0~60 points	19 points	0~60 points	19 points
N2	0~180 points	90 points	0~60 points	19 points	0~60 points	19 points	0~60 points	19 points
N3	0~180 points	95 points	0~60 points	19 points	0~60 points	19 points	0~60 points	19 points

Level	Total score		Scores by Scoring Sections			
			Language Knowledge (Vocabulary/Grammar) • Reading		Listening	
	Range of scores	Overall pass marks	Range of scores	Sectional pass marks	Range of scores	Sectional pass marks
N4	0~180 points	90 points	0~120 points	38 points	0~60 points	19 points
N5	0~180 points	80 points	0~120 points	38 points	0~60 points	19 points



විභාගය සමත්වීම සඳහා සැලකිලිමත් විය යුතුයි:

අදියර සහ පුහුණු කාලය

කන්ප්

වචනමාලාව

N5

අවම පැය 150

120

800

N4

අවම පැය 300

300

1500

N3

අවම පැය 450

660

3700

N2

අවම පැය 600

1000

6000

N1

අවම පැය 900

2000

10000



JLEA


(2) A Summary of Linguistic Competence Required for Each Level

The table below shows the summary of the linguistic competence required for each level. This table outlines what is expected of examinees for each level in terms of Reading and Listening. The linguistic knowledge needed to execute the behaviors described will be required by the examinees to pass their respective levels.

Level	A Summary of Linguistic Competence Required for Each Level
N1	<p>The ability to understand Japanese used in a variety of circumstances.</p> <p>[Reading]</p> <ul style="list-style-type: none"> • One is able to read writings with logical complexity and/or abstract writings on a variety of topics, such as newspaper editorials and critiques, and comprehend both their structures and contents. • One is also able to read written materials with profound contents on various topics and follow their narratives as well as understand the intent of the writers comprehensively. <p>[Listening]</p> <ul style="list-style-type: none"> • One is able to comprehend orally presented materials such as coherent conversations, news reports, and lectures, spoken at natural speed in a broad variety of settings, and is able to follow their ideas and comprehend their contents comprehensively. One is also able to understand the details of the presented materials such as the relationships among the people involved, the logical structures, and the essential points.
N2	<p>The ability to understand Japanese used in everyday situations, and in a variety of circumstances to a certain degree.</p> <p>[Reading]</p> <ul style="list-style-type: none"> • One is able to read materials written clearly on a variety of topics, such as articles and commentaries in newspapers and magazines as well as simple critiques, and comprehend their contents. • One is also able to read written materials on general topics and follow their narratives as well as understand the intent of the writers. <p>[Listening]</p> <ul style="list-style-type: none"> • One is able to comprehend orally presented materials such as coherent conversations and news reports, spoken at nearly natural speed in everyday situations as well as in a variety of settings, and is able to follow their ideas and comprehend their contents. One is also able to understand the relationships among the people involved and the essential points of the presented materials.
N3	<p>The ability to understand Japanese used in everyday situations to a certain degree.</p> <p>[Reading]</p> <ul style="list-style-type: none"> • One is able to read and understand written materials with specific contents concerning everyday topics. • One is also able to grasp summary information such as newspaper headlines. • In addition, one is also able to read slightly difficult writings encountered in everyday situations and understand the main points of the content if some alternative phrases are available to aid one's understanding. <p>[Listening]</p> <ul style="list-style-type: none"> • One is able to listen and comprehend coherent conversations in everyday situations, spoken at near-natural speed, and is generally able to follow their contents as well as grasp the relationships among the people involved.
N4	<p>The ability to understand basic Japanese.</p> <p>[Reading]</p> <ul style="list-style-type: none"> • One is able to read and understand passages on familiar daily topics written in basic vocabulary and <i>kanji</i>. <p>[Listening]</p> <ul style="list-style-type: none"> • One is able to listen and comprehend conversations encountered in daily life and generally follow their contents, provided that they are spoken slowly.
N5	<p>The ability to understand some basic Japanese.</p> <p>[Reading]</p> <ul style="list-style-type: none"> • One is able to read and understand typical expressions and sentences written in <i>hiragana</i>, <i>katakana</i>, and basic <i>kanji</i>. <p>[Listening]</p> <ul style="list-style-type: none"> • One is able to listen and comprehend conversations about topics regularly encountered in daily life and classroom situations, and is able to pick up necessary information from short conversations spoken slowly.

මාර්ගගත ලියාපදිංචිය සඳහා මාර්ගෝපදේශය

අවසානය දක්වා කියවන්න!!!!

	<p>පියවර 01: “Continue to Registration” වෙත පිවිසෙන්න.</p>
<p style="text-align: center;">The Japanese Language Proficiency Test Online Application Form</p> <p>Test Level: -- select --</p> <p>Test Site: -- select --</p> <p>Name: Name</p> <p>Sex: -- select --</p> <p>Date of Birth: Year -- select -- Month -- select -- Date -- select --</p> <p>NIC / Passport No: NIC / Passport No</p> <p>Native Language: -- select --</p> <p>Postal Address:</p>	<p>පියවර 02: ඉල්ලුම්පත්‍රය පුරවන්න.</p> <ul style="list-style-type: none"> • ඔබගේ සම්පූර්ණ නම නිවැරදිව ලියන්න, ඔබ සඳහන් කළ නම එලෙසින්ම ප්‍රතිඵල ලේඛණයේ සඳහන් වන අතර අයදුම් පත්‍රය යොමු කිරීමෙන් පසු වෙනස් කිරීම් සිදුකළ නොහැකිය. • අකුරු 40 ක් පමණක් නමට අදාළ තීරුවේ ඇතුළත් කළහැකි අතර නම 2ක් අතර එක් හිස් තැනක් පමණක් තබන්න. (නම අතර හිස්තැන් 2ක් තැබීමට අවසර නොලැබේ)
<p>ඔබගේ නම නිවැරදි ආකාරයට ලියන්නේ කෙසේද?</p> <p>D I S S A N A Y A K E A R A C H C H I Y A L G E R U V A N P A T H I R A N A G A ❌</p> <p>D . A . R U W A N P A T H I R A N A G E G A Y A N C H A T H U R A N G A ✓</p> <p>D A R P G A Y A N C H A T H U R A N G A ✓</p> <p>D A R P G C H A T H U R A N G A ✓</p>	

The person with whom you usually communicate in Japanese:	Speaking	Listening	Reading	Writing	None
With a Teacher	<input checked="" type="checkbox"/>	<input checked="" type="checkbox"/>	<input type="checkbox"/>	<input type="checkbox"/>	<input type="checkbox"/>
With Friends	<input checked="" type="checkbox"/>	<input type="checkbox"/>	<input type="checkbox"/>	<input type="checkbox"/>	<input type="checkbox"/>
With Family	<input type="checkbox"/>	<input type="checkbox"/>	<input type="checkbox"/>	<input type="checkbox"/>	<input checked="" type="checkbox"/>
With Supervisor	<input type="checkbox"/>	<input type="checkbox"/>	<input type="checkbox"/>	<input type="checkbox"/>	<input checked="" type="checkbox"/>
With Colleagues	<input type="checkbox"/>	<input type="checkbox"/>	<input type="checkbox"/>	<input type="checkbox"/>	<input checked="" type="checkbox"/>
With Customers	<input checked="" type="checkbox"/>	<input type="checkbox"/>	<input type="checkbox"/>	<input type="checkbox"/>	<input type="checkbox"/>

- මෙහි සඳහන් කර ඇති සෑම පෙළකම සඳහන් විස්තරයට අනුව ඔබට අදාළ වන කොටුවේ ලකුණු කරන්න. එක් පෙළක් හෝ හිස්ව නොතබන්න.

8 digit password for online score Display:

8 Digit Password


පියවර 03:
 මේ සඳහා ඔබගේ උපන් දිනය මෙහි මුරපද අංකය ලෙස භාවිතා කරන ලෙස උපදෙස් දෙනු ලැබේ.

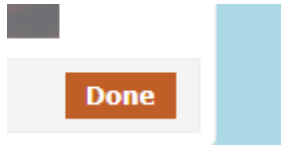

- ඔබගේ මුරපද අංකය සුරක්ෂිතව තබාගන්න.
- ඔබගේ විභාග අවසර පත්‍රය බාගත කිරීමට සහ අන්තර්ජාලය හරහා ප්‍රතිඵල පරීක්ෂා කිරීමට මෙය අත්‍යවශ්‍ය වේ.
- මුරපද අංකය නැවත වෙනස් කිරීමට නොහැකි බව කරුණාවෙන් සලකන්න.

Applicant's Photo:

Upload a file

පියවර 04:
 විභාග අපේක්ෂකයාගේ ඡායාරූපයක් උඩුගත (Upload) කරන්න
(Selfie ඡායාරූප බාරගනු නොලැබේ)
 Format - .jpg
 ප්‍රමාණය – 4 cm X 3 cm සහ 1 MB ට වඩා අඩු විය යුතුය.
 පසුකලය – සුදු හෝ ලා වර්ණයක්





පියවර 05:

ඡායාරූපය නිසි අකාරයෙන් තෝරන්න. පහතින් ඇති “DONE” අයිතමය මගින් තහවුරු කරන්න.

By Submitting this form, I understand and agree to a content of the Test Guide



පියවර 06:

ඔබ “Submit” අයිතමය Click කිරීමට පෙර, කරුණාකර විභාග අදියරය ඇතුළු ඔබගේ විස්තර නිවැරදිව සටහන් කර තිබේද යනවග නැවත වරක් පරීක්ෂාකර බලන්න. අයදුම්පත්‍රය යොමුකිරීමෙන් පසුව ඊට ඇතුළත් කල දත්ත, කිසිදු වෙනස් කිරීමක් සිදුකල නොහැකිවන අතර එසේ සිදු කිරීමේ ඉල්ලීම් ද දැඩිව බාරගනු නොලැබේ.

The Japanese Language Proficiency Test
Online Application Form

Your Reference number is:

~~188843863~~

Please keep this number saved.

In order to proceed further, please select your registration option.

පියවර 07:

JLPT විභාගයට අදාළ යොමු අංකය (Reference number) සඳහන් තිරයේ ඡායාපතක් හෝ එය ලියා සටහන් කර ගන්න.

ඔබගේ විභාග අවසර පත්‍රය බාගත කිරීමට මෙම යොමු අංකය (Application Reference Number) අනිවාර්යයෙන්ම අවශ්‍ය වේ.



පියවර 08:

මුදල් ගෙවීම සඳහා ඔබ කැමති විකල්පය වෙත පිවිසෙන්න.
විකල්පය 1 – ඩයලොග් Ez Cash හෝ
විකල්පය 2 – බැංකු කාඩ් පත

විකල්පය 1 – ඩයලොග් Ez Cash

JLPT LEVEL	EXAMINATION FEE <i>(Online Application Fee Inclusive)</i>
N5, N4, N3	7000 LKR
N2, N1	7500 LKR

පියවර 1:
 JLPT ඉල්ලුම්පත්‍රය පිරවීමට පෙර **#111# ඩයල් කර ඩයලොග් Ez Cash ගිණුමක් විවෘත කරගන්න**
 විභාග ගාස්තුව ඔබගේ Ez cash ගිණුමට බැර (Top Up) කර ගන්න
 (ඔබට දැනටමත් ඩයලොග් Ez Cash ගිණුමක් ඇත්නම් විභාග ගාස්තුව ගිණුමට බැර කර ගන්න)



පියවර 2:
 ඉල්ලුම්පත්‍රය පුරවා පෝරමය යොමු (submit) කරන්න

The Japanese Language Proficiency Test
 Online Application Form

Your Reference number is:
189343963
 Please keep this number saved.

In order to proceed further, please select your registration option.

පියවර 3:
 යොමු අංකයේ (**Reference number**) තීර ඡායාරූපයක් හෝ සටහන් කර තබා ගන්න.
ඔබගේ විභාග අවසර පත්‍රය (Test Voucher) බාගත කරගැනීම සඳහා අයදුම් පත්‍රයේ යොමු අංකය අනිවාර්ය වේ.



පියවර 4:
 “Pay with Dialog Ez cash” අයිතමය තෝරන්න

Mobile Number/Alias

Mobile eg: 7*****

Alias eg: 20 character value

PIN

(Enter your eZ Cash PIN)

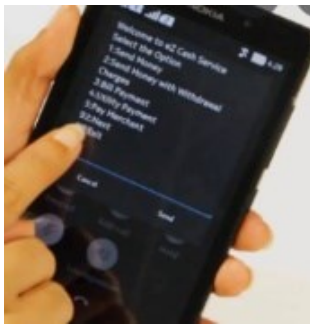
Reset

Submit

පියවර 5:

ඔබ විභාග ගාස්තුව තැන්පත් කර ඇති **ඔබගේ Ez Cash දුරකතන අංකය සටහන් කරන්න**

ඔබගේ Ez cash “Pin” අංකය සටහන් කර යොමු කරන්න (Submit)



පියවර 6:

අදාළ OTP අංකය SMS මගින් ලබාගෙන එය අදාළ යොමුවේ සටහන් කරන්න.




Yesterday 10:05

emittance
be eZ Cash ginuma 27/01/2021
10:05 Rs.2000.64 bawata pathwa
tha. Ginume sheshaya: Rs.2002

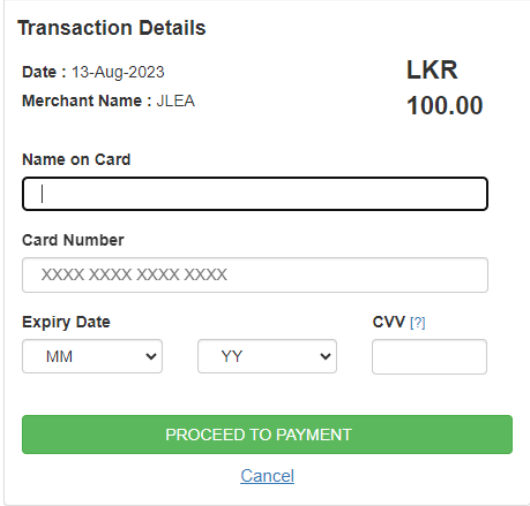
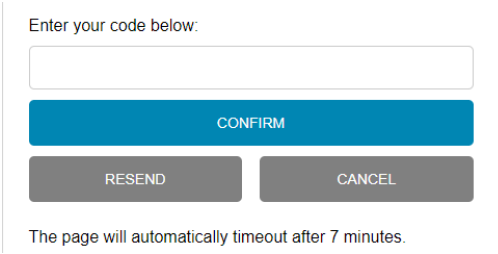
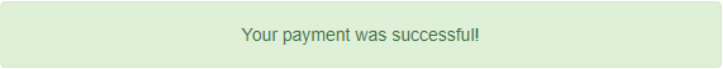
සාර්ථක මුදල් ගෙවීමේදී එය සනාථ කර ඔබගේ මගින් කෙටි පණිවිඩයක් ලැබෙනු ඇත.

විකල්පය 2 – බැංකු කාඩ් පත මගින්

	<p>පියවර 1:</p> <p>ඉල්ලුම්පත්‍රය පුරවා පෝරමය යොමු (submit) කරන්න</p>
<p>The Japanese Language Proficiency Test Online Application Form</p> <hr/> <p>Your Reference number is: <u>189343963</u></p> <p>Please keep this number saved.</p> <p>In order to proceed further, please select your registration option.</p>	<p>පියවර 2:</p> <p>යොමු අංකයේ (Reference number) තීර ඡායාරූපයක් හෝ සටහන් කර තබා ගන්න.</p> <p>ඔබගේ විභාග අවසර පත්‍රය (Test Voucher) බාගත කරගැනීම සඳහා අයදුම් පත්‍රයේ යොමු අංකය අනිවාර්ය වේ.</p>
	<p>පියවර 3:</p> <p>“Visa / Master Card” විකල්පය තෝරන්න</p>

ජාත්‍යන්තරව ගෙවීම් සිදුකිරීමට පහසුකම් ඇති ඩෙබ්ට් කාඩ්පත් හෝ ක්‍රෙඩිට් කාඩ්පත් පමණක් භාවිතා කරන්න!

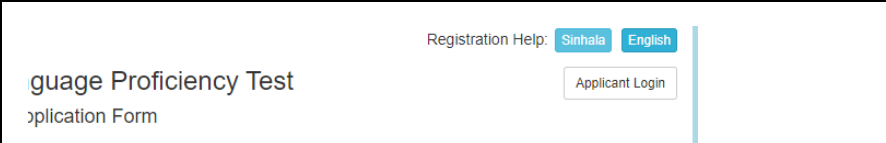
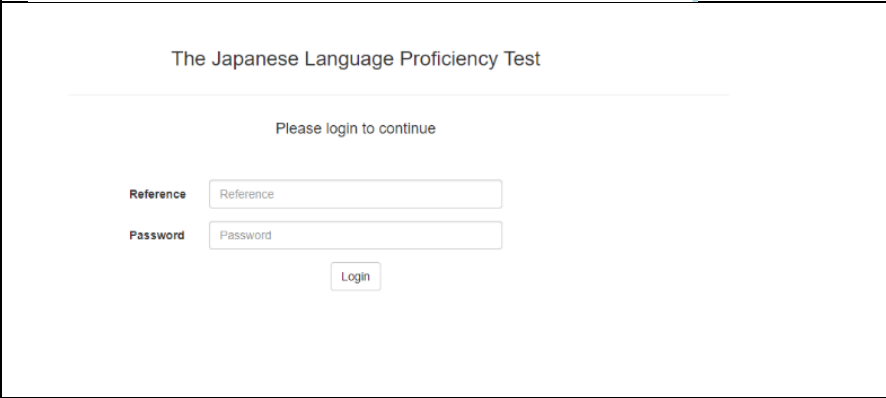
ඔබගේ කාඩ්පත මගින් ගෙවීම් සිදුකළ නොහැකිනම් ඔබගේ බැංකුවේ කාඩ්පත් මධ්‍යස්ථානයට දන්වා එම කාඩ්පත මගින් ජාත්‍යන්තර ගෙවීම් සඳහා පහසුකම ලබා දෙනලෙස ඉල්ලුම් කරන්න.

 <p>Transaction Details Date : 13-Aug-2023 LKR Merchant Name : JLEA 100.00</p> <p>Name on Card <input type="text"/></p> <p>Card Number <input type="text" value="XXXX XXXX XXXX XXXX"/></p> <p>Expiry Date CVV [?] MM <input type="text"/> YY <input type="text"/> <input type="text"/></p> <p>PROCEED TO PAYMENT Cancel</p>	<p>පියවර 4:</p> <p>අවශ්‍ය සියලුම දත්තයන් ඇතුළත් කරන්න.</p> <p>කාඩ්පතේ ඇති නම සඳහන් කර කාඩ්පතේ පෙන්වා ඇති විස්තර ඇතුළත් කරන්න.</p>
 <p>Enter your code below:</p> <input type="text"/> <p>CONFIRM</p> <p>RESEND CANCEL</p> <p>The page will automatically timeout after 7 minutes.</p>	<p>පියවර 5:</p> <p>ලැබී ඇති “OTP” කේතය ඇතුළත් කරන්න.</p>
 <p>Your payment was successful!</p>	<p>සාර්ථක ලියාපදිංචිය, තීරය මත පෙන්වා ඇති ආකාරයෙන් “Your payment was successful” (ඔබගේ ගෙවීම සාර්ථකයි) ලෙස සඳහන් වෙනු ඇත.</p>
<p style="text-align: center;">කිසිම හේතුවක් මත විභාග ගාස්තු නැවත ගෙවීමක් සිදු කරනු නොලැබේ</p>	

විභාග අවසර පත්‍රය බාගත (download) කරන්නේ කෙසේද?

විභාග අවසර පත්‍රය බාගත කරගත හැක්කේ විභාග දිනට **දින 15ට අඩු කාලයක් තිබියදී පමණි.**

අවසර පත්‍රය බාගත කිරීමට පෙර එහි විභාග මධ්‍යස්ථානය, දිනය සහ වේලාව සඳහන් වී තිබේදැයි පරීක්ෂා කර බලන්න.

	<p>ඉල්ලුම්පත්‍රය පිරවීමට තිබෙන මුල්පිටුවේ ඇති “Applicant Login” අයිතමයට පිවිසෙන්න.</p>
	<p>ඔබගේ යොමු අංකය සහ මුරපද අංකය ඇතුළත් කරන්න.</p> <p>විභාග අවසර පත්‍රය බාගත කිරීම සඳහා “download Test voucher” ලෙස සඳහන් අයිතමය තහවුරු කරන්න.</p>
<ul style="list-style-type: none"> - ඔබගේ අයදුම්පත් යොමු අංකය සහ මුරපදය අස්ථානගත වුවහොත් නැවත ලබා ගැනීමට නොහැකි බැවින් කරුණාකර ඔබ නොවැරදීමට මස දී ඔබගේ විභාග අවසර පත්‍රය බාගත (Download) කරගන්නා තුරු එය ඉතා පරිස්සමෙන් තමන් ළඟ තබා ගන්න. - අයදුම්පත්‍රය පිරවීමේදී මුරපදය (Password) ලෙස ඔබගේ උපන්දිනය ඇතුළත් කරන ලෙස උපදෙස් දෙමු. - අයදුම්පත්‍රයේ යොමු අංකය සහ ගෙවීම් යොමු අංකය වෙනස්වූ අංක දෙකක් බැවින් “Applicant Login” සඳහා අයදුම්පත්‍රයේ යොමු අංකය (Application Reference) ඇතුළත් කිරීමට වගබලා ගන්න. 	

I . The Japanese-Language Proficiency Test

1. Objectives and Administration of the Test

(1) Objectives

The Japanese-Language Proficiency Test is held in Japan and abroad to evaluate and certify Japanese-language proficiency of non-native speakers.

(2) Administrative Organizations

The Japan Foundation works with local host institutions to administer the test outside Japan. (In Taiwan, the Japan Foundation and the Japan-Taiwan Exchange Association jointly administer the test.) It is administered by Japan Educational Exchanges and Services in Japan.

(3) Eligibility

Applicants should be, in principle, non-native speakers of Japanese.

2. Contents of the Test

(1) Test Sections and Test Times

The table below shows the sections of the test and the times allotted for each section.

Level	Test sections 〈Test time〉		
N1	Language Knowledge (Vocabulary/Grammar)&Reading 〈110 min.〉		Listening 〈55 min.〉
N2	Language Knowledge (Vocabulary/Grammar)&Reading 〈105 min.〉		Listening 〈50 min.〉
N3	Language Knowledge (Vocabulary) 〈30 min.〉	Language Knowledge (Grammar)& Reading 〈70 min.〉	Listening 〈40 min.〉
N4	Language Knowledge (Vocabulary) 〈25 min.〉	Language Knowledge (Grammar)& Reading 〈55 min.〉	Listening 〈35 min.〉
N5	Language Knowledge (Vocabulary) 〈20 min.〉	Language Knowledge (Grammar)& Reading 〈40 min.〉	Listening 〈30 min.〉

Levels **N1** and **N2** have TWO test sections each: (1) Language Knowledge (Vocabulary/ Grammar) & Reading; and (2) Listening. Levels **N3**, **N4**, and **N5** have THREE test sections each: (1) Language Knowledge (Vocabulary); (2) Language Knowledge (Grammar) & Reading; and (3) Listening.

The new test times of “Language Knowledge (Vocabulary)” and “Language Knowledge (Grammar) & Reading” in levels **N4** and **N5** were applied from the test in December 2020.

Starting from the December 2022 exam, the test time for the N1 “Listening” has been changed.

Sample questions of the test are available on the JLPT website at <https://www.jlpt.jp/e/>.

7. 解答用紙の記入方法 How to Fill in the Answer Sheet

【マークシート（解答用紙）見本 Sample】

ここからきりはなしてください。（Tear off from this line.）

受験番号を書いて、その下のマーク欄にマークしてください。
Fill in your examinee registration number in this box, and then mark the circle for each digit of the number.

受験番号
(Examinee Registration Number)

23A			
①②	③④	⑤⑥	⑦⑧
⑨⑩	⑪⑫	⑬⑭	⑮⑯
⑰⑱	⑲⑳	㉑㉒	㉓㉔
㉕㉖	㉗㉘	㉙㉚	㉛㉜
㉝㉞	㉟㊱	㊲㊳	㊴㊵
㊶㊷	㊸㊹	㊺㊻	㊼㊽
㊾㊿	①②	③④	⑤⑥
⑦⑧	⑨⑩	⑪⑫	⑬⑭
⑮⑯	⑰⑱	⑲⑳	㉑㉒
㉓㉔	㉕㉖	㉗㉘	㉙㉚
㉛㉜	㉝㉞	㉟㊱	㊲㊳
㊴㊵	㊶㊷	㊸㊹	㊺㊻
㊼㊽	㊾㊿	①②	③④
⑤⑥	⑦⑧	⑨⑩	⑪⑫
⑬⑭	⑮⑯	⑰⑱	⑲⑳
㉑㉒	㉓㉔	㉕㉖	㉗㉘
㉙㉚	㉛㉜	㉝㉞	㉟㊱
㊲㊳	㊴㊵	㊶㊷	㊸㊹
㊺㊻	㊼㊽	㊾㊿	①②
③④	⑤⑥	⑦⑧	⑨⑩
⑪⑫	⑬⑭	⑮⑯	⑰⑱
⑲⑳	㉑㉒	㉓㉔	㉕㉖
㉗㉘	㉙㉚	㉛㉜	㉝㉞
㉟㊱	㊲㊳	㊴㊵	㊶㊷
㊸㊹	㊺㊻	㊼㊽	㊾㊿

せいねんがっぴを書いて、その下のマーク欄にマークしてください。
Fill in your date of birth in this box, and then mark the circle for each digit of the number.

せいねんがっぴ (Date of Birth)

ねん Year		つき Month		ひ Day	
0	0	0	0	0	0
①	②	③	④	⑤	⑥
⑦	⑧	⑨	⑩	⑪	⑫
⑬	⑭	⑮	⑯	⑰	⑱
⑲	⑳	㉑	㉒	㉓	㉔
㉕	㉖	㉗	㉘	㉙	㉚
㉛	㉜	㉝	㉞	㉟	㊱
㊲	㊳	㊴	㊵	㊶	㊷
㊸	㊹	㊺	㊻	㊼	㊽
㊾	㊿	①	②	③	④
⑤	⑥	⑦	⑧	⑨	⑩
⑪	⑫	⑬	⑭	⑮	⑯
⑰	⑱	⑲	⑳	㉑	㉒
㉓	㉔	㉕	㉖	㉗	㉘
㉙	㉚	㉛	㉜	㉝	㉞
㉟	㊱	㊲	㊳	㊴	㊵
㊶	㊷	㊸	㊹	㊺	㊻
㊼	㊽	㊾	㊿	①	②
③	④	⑤	⑥	⑦	⑧
⑨	⑩	⑪	⑫	⑬	⑭
⑮	⑯	⑰	⑱	⑲	⑳
㉑	㉒	㉓	㉔	㉕	㉖
㉗	㉘	㉙	㉚	㉛	㉜
㉝	㉞	㉟	㊱	㊲	㊳
㊴	㊵	㊶	㊷	㊸	㊹
㊺	㊻	㊼	㊽	㊾	㊿

2023-1 日本語能力試験 解答用紙

N1

言語知識(文字・語彙・文法)・読解

あなたの名前をローマじのかつじたいで書いてください。 Please print in block letters.

名前 Name

問題 1

1	0	0	0	0
2	0	0	0	0
3	0	0	0	0
4	0	0	0	0
5	0	0	0	0
6	0	0	0	0

問題 2

7	0	0	0	0
8	0	0	0	0
9	0	0	0	0
10	0	0	0	0
11	0	0	0	0
12	0	0	0	0
13	0	0	0	0

問題 3

14	0	0	0	0
15	0	0	0	0
16	0	0	0	0
17	0	0	0	0
18	0	0	0	0
19	0	0	0	0

問題 4

20	0	0	0	0
21	0	0	0	0
22	0	0	0	0
23	0	0	0	0
24	0	0	0	0
25	0	0	0	0

問題 5

26	0	0	0	0
27	0	0	0	0
28	0	0	0	0
29	0	0	0	0
30	0	0	0	0
31	0	0	0	0
32	0	0	0	0
33	0	0	0	0
34	0	0	0	0
35	0	0	0	0

問題 6

36	0	0	0	0
37	0	0	0	0
38	0	0	0	0
39	0	0	0	0
40	0	0	0	0

問題 7

41	0	0	0	0
42	0	0	0	0
43	0	0	0	0
44	0	0	0	0
45	0	0	0	0

問題 8

46	0	0	0	0
47	0	0	0	0
48	0	0	0	0
49	0	0	0	0

問題 9

50	0	0	0	0
51	0	0	0	0
52	0	0	0	0
53	0	0	0	0
54	0	0	0	0
55	0	0	0	0
56	0	0	0	0
57	0	0	0	0

問題 10

58	0	0	0	0
59	0	0	0	0
60	0	0	0	0
61	0	0	0	0

問題 11

62	0	0	0	0
63	0	0	0	0

問題 12

64	0	0	0	0
65	0	0	0	0
66	0	0	0	0
67	0	0	0	0

問題 13

68	0	0	0	0
69	0	0	0	0

※ここにほかにマークがはいりません。(Do not fill in this part.)

※上の見本は実際のマークシートと異なることがあります。
The actual answer sheet may differ from the one above.

(1) 記入上の注意 Note

あなたが選び、マークした部分は、機械が読み取ります。以下の注意をよく読んでください。

- ① 解答用紙に記入する時は、必ず黒の鉛筆（No.2かHB）を使ってください。
ボールペンやペンを使用した場合は採点されません。
- ② マークはマーク欄の番号や記号が見えなくなるように黒くぬってください。
- ③ 鉛筆が薄いもの、きちんとマークされていないものは機械が読み取れません。
- ④ マークした部分を直す時は、消しゴム（できればプラスチック消しゴム）を使ってください。鉛筆のあとや、消しゴムのくずが残らないようにきれいに消してください。
※消しゴム以外のもの（インク消しなど）は使用できません。
- ⑤ 問題用紙の解答番号と同じ番号の欄に解答してください。

Your answer sheet will be processed by machine. Please follow the instructions below.

- ① Use a medium-soft (No.2 or HB) black-lead pencil.
Answer sheets written with any kind of pen will be invalid.
- ② Completely fill each circle with a dark mark, so that the number inside the circle cannot be seen.
- ③ Light or partial marks may not be machine-readable.
- ④ If it is necessary to correct your answer, use a plastic (or gum) eraser, making sure to cleanly and completely erase the mark.
* You must not use an ink eraser or any materials other than those mentioned above.
- ⑤ Please mark each answer in the box with the same number printed next to the question.

【練習 Practice】

次のマーク例をよく見て、①と②が同じになるように、①の該当欄にマークしてください。
Mark column ①, so that it is marked the same as column ②.

【マーク例 Sample】

よい例 Correct Example	わるい例 Incorrect Examples
●	⊗ ⊙ ⊖ ⊗ ⊙ ⊖ ⊙

①

	もん 問	だい 題	1
1	①	②	③ ④
2	①	②	③ ④
3	①	②	③ ④
4	①	②	③ ④
5	①	②	③ ④
6	①	②	③ ④

②

	もん 問	だい 題	1
1	①	② ●	③ ④
2	●	②	③ ④
3	①	●	③ ④
4	①	②	● ③ ④
5	①	②	● ③ ④
6	①	②	● ③ ④

(2) 受験番号と生年月日の書き方

How to Fill in your Registration Number and Date of Birth

試験が始まる前に、あなたの受験番号と生年月日を、下の例のように解答用紙に書いて、黒くぬってください。この時に、受験票と解答用紙の受験番号が同じになるように注意してください。

Before the test starts, you must fill in your registration number and date of birth on the answer sheet. As shown in the following example, write your registration number and date of birth, and fill in the circles corresponding to your registration number and date of birth. Please make sure that the registration number on your answer sheet is the same as the one on your Test Voucher.

【例 Example】

受験票の受験番号 Registration Number on Your Test Voucher

じゅけんばんごう Examinee Registration Number															
2	3	A	1	0	7	0	5	0	3	=	4	0	8	6	3
(ねん)		(エリア)	(くにちいき)	(とし)	(かゝいじょう)		(レベル)				(こじんばんごう)				

解答用紙の受験番号 Registration Number on Your Answer Sheet

①
受験番号を
書いてください。
Write your
registration
number.

受験番号													
(Examinee Registration Number)													
23A	1	0	7	0	5	0	3	=	4	0	8	6	3
○	○	○	○	○	○	○	○	○	○	○	○	○	○



受験番号と同じ数字を
黒くぬってください。
Fill in the circles
corresponding to your
registration number.

受験番号													
(Examinee Registration Number)													
23A	1	0	7	0	5	0	3	=	4	0	8	6	3
●	○	○	○	○	○	○	○	○	○	○	○	○	○

②
生年月日を
書いてください。
Write your
Date of birth

ねん	Year	つき	Month	ひ	Day
1	9	8	1	1	0
○	○	○	○	○	○



生年月日と同じ
数字を黒くぬって
ください。
Fill in the circles
Corresponding to
your date of birth

ねん	Year	つき	Month	ひ	Day
1	9	8	1	1	0
○	○	○	○	○	○

(3) 答えの書き方 How to Fill in the Answers

この試験の解答形式はすべて選択式（答えを選ぶ形式）です。正しいと思う答えを一つだけ選び黒くぬります。あなたが選んだ答えのすべてが、黒くぬられているかどうか確かめてください。

All of the questions in this test will be multiple choice. Please fill in the circles on the answer sheet that you think correspond to the correct answer. Please be sure to fill the entire circle.

【例 Sample Marks】

[N1] [N2]

「言語知識（文字・語彙・文法）・読解」
 "Language Knowledge (Vocabulary/Grammar) & Reading"
 (問題 1)

「聴解」
 "Listening"
 (問題 4)

「聴解」
 "Listening"
 (問題 5)



	もん	だい	問題 1	
	問	題		
1	①	●	③	④
2	●	②	③	④
3	①	②	●	④
4	①	②	●	④
5	①	②	③	●
6	●	②	③	④

	もん	だい	問題 4	
	問	題		
例	①	②	●	③
1	①	●	③	
2	●	②	③	
3	●	②	③	
4	①	●	③	
5	①	②	●	
6	●	②	③	
7	①	②	●	
8	①	●	③	
9	①	②	●	

	もん	だい	問題 5	
	問	題		
1	●	②	③	④
2	①	②	●	④
3	(1)	①	●	③
	(2)	①	②	●

[N3] [N4] [N5]

「言語知識（文字・語彙）」
 「言語知識（文法）・読解」
 "Language Knowledge (Vocabulary)"
 "Language Knowledge (Grammar) & Reading"
 (問題 1)

「聴解」
 "Listening"
 (問題 1)

「聴解」
 "Listening"
 (問題 4)



	もん	だい	問題 1	
	問	題		
1	●	②	③	④
2	①	●	③	④
3	①	●	③	④
4	①	②	③	●
5	①	②	●	④
6	●	②	③	④
7	①	●	③	④
8	①	②	③	●

	もん	だい	問題 1	
	問	題		
れい	●	②	③	④
1	①	②	●	④
2	①	②	③	●
3	●	②	③	④
4	①	●	③	④
5	①	●	③	④
6	①	②	③	●

	もん	だい	問題 4	
	問	題		
れい	●	②	③	
1	①	●	③	
2	①	②	●	
3	①	●	③	
4	●	②	③	

(3) Test Sections and Scoring Sections

The table below shows the scoring sections and score range. Please note that the test sections and scoring sections are different. Scores displayed are scaled scores.*

Level	Test Sections	Scoring Sections	Range of Scores
N1 N2	① Language Knowledge (Vocabulary/Grammar) & Reading	① Language Knowledge (Vocabulary/Grammar)	0~60
	② Listening	② Reading	0~60
		③ Listening	0~60
		Total Score	0~180
N3	① Language Knowledge (Vocabulary)	① Language Knowledge (Vocabulary/Grammar)	0~60
	② Language Knowledge (Grammar)&Reading	② Reading	0~60
	③ Listening	③ Listening	0~60
		Total Score	0~180
N4 N5	① Language Knowledge (Vocabulary)	① Language Knowledge (Vocabulary/Grammar)& Reading	0~120
	② Language Knowledge (Grammar)&Reading		
	③ Listening	② Listening	0~60
		Total Score	0~180

Levels **N1**, **N2**, and **N3** have THREE scoring sections each: ① Language Knowledge (Vocabulary/Grammar), ② Reading and ③ Listening. Levels **N4** and **N5** have TWO scoring sections each: ① Language Knowledge (Vocabulary/Grammar) & Reading and ② Listening.

*Scaled score introduced with the current JLPT is based on a common score scale and show a more equitable correspondence between the examinee's Japanese language ability and his or her score.

(4) Pass or Fail

To pass, (1) **the total score must be at or above the passing score (overall pass mark)** and (2) **the score for each section must be at or above the passing score for that section (sectional pass mark)**. If the score for one scoring section is below the sectional pass mark, the examinee fails, no matter how high the total score might be. Furthermore, **if there are sections which an examinee does not sit for, no points will be given for the entire test, including any sections which the examinee completes. A failing mark will be given to the examinee.**

Scoring sections of Levels **N1**, **N2** and **N3** and Levels **N4** and **N5** are different. Overall pass marks and sectional pass marks for each level are shown in the table below.

Level	Total Score		Scores by Scoring Section					
	Range of scores	Overall pass marks	Language Knowledge (Vocabulary/Grammar)		Reading		Listening	
			Range of scores	Sectional pass marks	Range of scores	Sectional pass marks	Range of scores	Sectional pass marks
N1	0~180	100	0~60	19	0~60	19	0~60	19
N2	0~180	90	0~60	19	0~60	19	0~60	19
N3	0~180	95	0~60	19	0~60	19	0~60	19

Level	Total Score		Scores by Scoring Section			
	Range of scores	Overall pass marks	Language Knowledge (Vocabulary/Grammar) & Reading		Listening	
			Range of scores	Sectional pass marks	Range of scores	Sectional pass marks
N4	0~180	90	0~120	38	0~60	19
N5	0~180	80	0~120	38	0~60	19

(5) Understanding JLPT Certificates

Examinees will receive a "Certificate of Result and Scores." As in the sample below, the Certificate of Result and Scores will show ①scores for each section, ②the total score and ③reference information. The reference information is provided as a guide for the examinees' future Japanese study, and is NOT intended to determine pass or fail.

Also, ④a percentile rank is indicated on the Certificate of Result and Scores of examinees who passed the test overseas (excluding those who were exempt from the Listening section), showing the percentage of examinees with a score lower than yours in the six latest tests, including the one you took.

*Your reference information is located on the back of the Certificate of Result and Scores.

[Sample 1] A sample of test results for N1, N2 and N3

①	Scores by scoring section			Total score	②	Percentile Rank	④
	Language Knowledge (Vocabulary/Grammar)	Reading	Listening				
	50/60	30/60	40/60				

↓

③	Reference information*		A : The number of correct responses is 67% or higher B : The number of correct responses is between 34% and 66% C : The number of correct responses is less than 34%
	Vocabulary	Grammar	
	A	B	

*The reference information for the Language Knowledge (Vocabulary/Grammar) section shows that the Vocabulary category has been rated A, which means that 67% or more of the responses were correct. The reference information also shows that the Grammar category has been rated B, which means that between 34% and 66% of the responses were correct.

[Sample 2] A sample of test results for N4 and N5

①	Scores by scoring section		Total score	②	Percentile Rank	④
	Language Knowledge (Vocabulary/Grammar) & Reading	Listening				
	80/120	40/60				

↓

③	Reference information*			A : The number of correct responses is 67% or higher B : The number of correct responses is between 34% and 66% C : The number of correct responses is less than 34%
	Vocabulary	Grammar	Reading	
	A	B	A	

*The reference information for the Language Knowledge (Vocabulary/Grammar) & Reading section shows that the Vocabulary and Reading categories have been rated A, which means that 67% or more of the responses were correct for both categories of this section. The reference information also shows that the Grammar category has been rated B, which means that between 34% and 66% of the responses were correct.